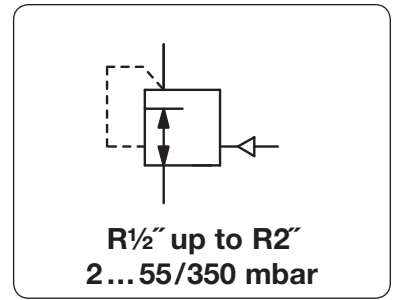


Low Pressure Volume Booster up to 350 mbar

RGDJ-J / RGB4-J

Description	Highly sensitive low pressure volume booster with diaphragm and a 1:1 transmission ratio. Zero shut-off prevents the outlet pressure from increasing when there is no flow circulating.		
Media	compressed air or non-corrosive gases		
Supply pressure	max. 400 mbar at RGDJ-J,	max. 4 bar at RGB4-J	
Pilot pressure	max. 100 mbar at RGDJ-J,	max. 350 mbar at RGB4-J,	pilot port G¼"
Air consumption	without constant bleed		
Relieving function	non-relieving		
Accuracy	at maximum volume flow: < 20% pressure deviation of full scale		
Gauge port	not available, optionally G¼" on one side of the body from regulator size G¾" on any		
Mounting position	any		
Temperature range	RGDJ-J: -20 °C to 70 °C / -4 °F to 158 °F	RGB4J: -15 °C to 60 °C / -4 °F to 140 °F	
Material	Body: aluminium		Elastomer: NBR/Buna-N
	Inner valve: aluminium and plastic		



Dimensions			Nominal size	Kv-value	Flow rate		Connection thread	Pressure range	Order number
A	B	C	DN	(m³/h)	m³/h*1	l/min*1	R	mbar	

Low pressure booster <i>P₁ max. 400 mbar</i>									non-relieving, without constant bleed, transmission ratio 1:1	RGDJ-J
100	120	30	15	0.66	12	200	½"	2... 55		RGDJ-04J
134	166	34	20	1.49	27	450	¾"	5... 160		RGDJ-06J
134	166	34	25	2.6	51	850	1"	5... 160		RGDJ-08J
185	194	45	40	4.9	90	1500	1½"	5... 160		RGDJ-12J
234	219	52	50	6.6	120	2000	2"	5... 100		RGDJ-16J



RGDJ-04J

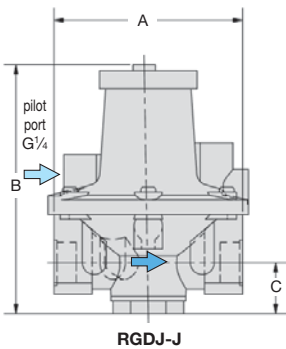
Low pressure booster <i>P₁ max. 4 bar</i>									non-relieving, without constant bleed, transmission ratio 1:1	RGB4-J
132	174	24	15	0.62	42	700	½"	5... 350		RGB4-04J
190	230	33	25	2.5	168	2800	1"	5... 350		RGB4-08J
190	265	55	40	5	336	5600	1½"	5... 350		RGB4-12J



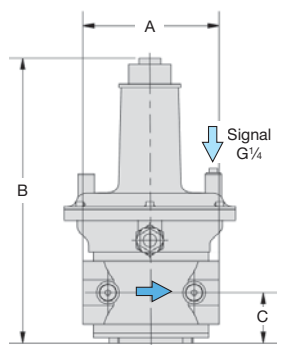
RGB4-12JM
accessory: gauge

Special options, add the appropriate letter
 connection thread G¼" for pressure gauge not for RGDJ-04J RG...M

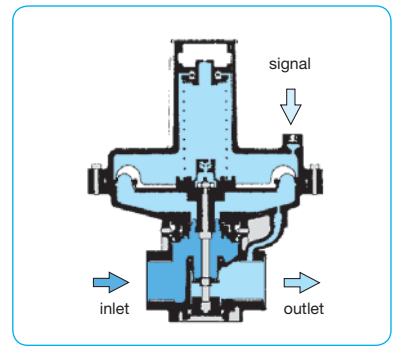
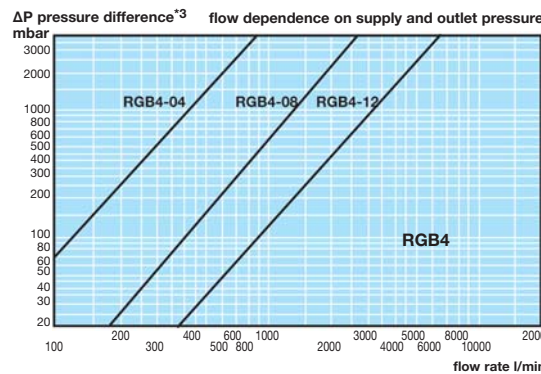
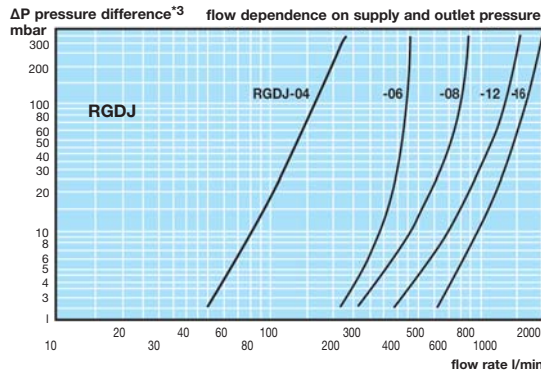
Accessories
 pressure gauge Ø 63 mm, 0...*2 mbar, G¼" for R¾" up to R2" MA6302-..*2



RGDJ-J



RGB4-J



cross section RGB4-J

*1 bei 350 mbar Eingangsdruck und 100 mbar Ausgangsdruck
 *2 B6 = 0...60 mbar, C2 = 0...160 mbar, C4 = 0...400 mbar
 *3 ΔP= P₁ - P₂ Druckdifferenz von Eingangsdruck und Ausgangsdruck

Gauges: see chapter for measuring devices

PDF CAD
www.aircom.net

Order example:
RGDJ-04J